

Contains	Water-based liquid formulation containing living spores of <i>Bacillus amyloliquefaciens</i> FZB42, with 2.5×10^{10} spores/ml.
Formulation Type	Suspension concentrate
Standard Dosage	500 - 2000 ml per ha
Application method	<ul style="list-style-type: none"> - Seed treatment - Drenching - Dipping - Fertigation <p>Apply Rhizovital42 as early as possible, so it can colonise the young developing root system.</p>



Product

The product RhizoVital®42 is a biostimulant and contains spores of the naturally occurring soil bacteria *Bacillus amyloliquefaciens* FZB42 ($> 2.5 \times 10^{10}$ spores/ml). After the application the bacteria germinate and colonise the young growing roots. The bacteria release bioactive compounds which stimulate plant growth and mobilise plant nutrients.

RhizoVital42 helps the plant to build stronger and healthier roots and to improve its tolerance towards stresses such as water deficiency and salinity. For this reason RhizoVital42 increases plant growth and effects higher yields.

Benefits

- Increases crop yield
- Increases root growth, nutrient and moisture mobilisation
- Establishes early root and soil interactions which enhances seedling establishment
- Increased seedling/plant vigor and resilience
- Enhances healthy spring root growth in perennial crops
- Compatible with most crop protection and nutritional products (excluding Copper)
- Ready to use formulation ('brewing' is not required)
- Easy to store and apply (2 year shelf-life)

Application

The spores of *Bacillus amyloliquefaciens* FZB42 germinate in contact with growing plant roots. These roots will be colonised if soil moisture is sufficient and temperature is above 10°C. RhizoVital42 should always be diluted and can be applied by dipping, seed treatment, drenching or mixing with other fertilisers. The indicated dosages are basic recommendations. In order to be effective, the spores need to come into contact with the roots. Thus foliar application will not have any benefit.

























How To Use

Application method:

- Seed treatment
- Seedling Drenching (0.4ml/L) or spraying on soil surface. Drench seedlings one week before planting. Follow-up applications are recommended at 4-6 week intervals depending on crop cycle.
- Injection into fertigation- or hydroponic systems
- Can apply in combination with pesticides or fertilisers (avoid contact with copper or chlorine)
- Root dipping (0.4ml/L)
- Mixing into soils

Application rates:

Crop	Application rate	Application method
Potato	0.5 L/ha or 0.1 L/500 kg tubers	
Onions	0.5 – 1 L/ha	 / 
Maize	0.2 L/100 kg seeds	
Strawberries	1 L/ha	 / 
Lettuce	0.5 L/ha	 / 
Tomatoes, Peppers	1 – 2 L/ha	2 x  / 
Carrots, Cabbage	0.5 L/ha	 / 
Ornamentals	1 – 2 L/ha	2 x  / 
Bulbs	1 – 2 L/ha	2 x  / 
Seeds (ornamentals, vegetables etc.)	0.2 – 0.5 L/100 kg seeds	
Herbs	1 L/ha	 / 
Turf	1 L/ha	 / 
In hydroponics	1 – 2 L/ha	

 seed treatment  dipping  drenching

Preparation of tank mix:

Shake the bottle and stir the desired quantity of RhizoVital42 into the required amount of water. If RhizoVital 42 is combined with other plant protection products, stir into the already prepared tank mix. Stir the tank mix before and during application, in order to prevent sedimentation of the spores. Apply immediately after mixing. Do not store tank mixes for more than 8 hours and ensure a pH between 5 and 8.5.

Storage:

Store the product in cool and dry environment, protected from sunlight. Avoid temperatures over 30°C. At room temperature, the product can be stored for a period of at least 2 years.

Safety notes:

Avoid unnecessary contact with the product. Misuse can be harmful to health. Avoid contact with skin and eyes. In case of contact with the eyes, rinse with plenty of water. Use protective gloves when handling the product or treated seeds. Wash hands and exposed skin with water and soap after work.